







# SpectraDIL - 023 style SDS, SDC, SDD ranges



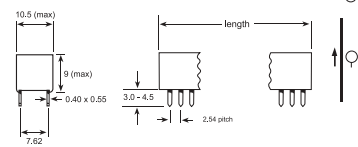
This is UK industry's standard range of dual in line programme switches which feature:

-  1 to 16 selectable s.p.s.t.
-  1 to 8 selectable d.p.s.t or s.p.d.t. (PCB linked).
-  Large numerals and EIA colour coded sliders which are recessed to prevent unintentional changes to the settings.
-  Base and tape sealed for flow soldering and solvent/aqueous washing.
-  1µm hard gold plated wiping contact gives high reliability in low level circuits.

## SpectraDIL ON/OFF s.p.s.t

## SDS 023 series

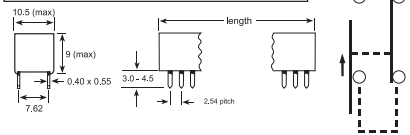
Number of s.p.s.t	Part Nos SDS-plus suffix	Length mm max
1	1-023	4.0
2	2-023	6.7
3	3-023	9.0
4	4-023	11.8
6	6-023	16.8
8	8-023	21.9
10	10-023	27.0
12	12-023	32.1
16	16-023	42.2



## SpectraDIL CHANGEOVER s.p.d.t.

## SDC 023 series

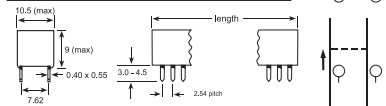
Number of s.p.d.t	Part Nos SDC-plus suffix	Length mm max
1	1-023	6.7
2	2-023	11.8
3	3-023	16.8
4	4-023	21.9
5	5-023	27.0
6	6-023	32.1
8	8-023	42.2



## SpectraDIL GANGED ON/OFF d.p.s.t

## SDD 023 series

Number of d.p.s.t	Part Nos SDD-plus suffix	Length mm max
1	1-023	6.7
2	2-023	11.8
3	3-023	16.8
4	4-023	21.9
5	5-023	27.0
6	6-023	32.1
8	8-023	42.2



This leaflet is believed to contain the best information available at the time of printing, but is subject to change without notice. Performance figures, where quoted, are actually estimates based on our experience or that of our customers or statutory authorities. In common with all components reliability varies with many factors, and users are invited to contact us in appropriate cases so that where relevant information is available it may be considered by the user. All supplies are subject to the Company's standard conditions of sale which are available on request.

