



SERIES 58M-EM:



ACTUAL SIZE



FULLY SEALED METAL PUSHBUTTON SWITCHES WITH WIRE LEADS

Built on the proven series 48 platform these rugged switches come in stainless steel or aluminum housings, electro-mechanical with either momentary or maintained action and lighted or unlighted versions. The variety of options in this compact package size make the 58M ideal for many applications: transportation, outdoor controls, security products, food processing and medical products.

KEY FEATURES:

- Momentary or Maintained Action
- Stainless Steel or Aluminum Housing
- Non Lit or Ring Illumination
- Variety of LED colors
- Electro-Mechanical
- Panel Sealed to IP67
- ROHS Compliant
- Gold Plated Contacts

APPLICATIONS

- Outdoor Controls
- Kiosks
- Security Equipment
- Medical Equipment
- Food Processing Equipment
- Military Equipment
- Industrial Machinery
- Transportation: Mass-Transit, Marine, Lift Trucks

ORDERING INFORMATION:

SWITCH FUNCTION:

- A.** MECHANICAL, MOMENTARY, WIRE LEADS
- B.** MECHANICAL, MAINTAINED, WIRE LEADS

HOUSING MATERIAL:

- 1.** STAINLESS STEEL
- 2.** ALUMINUM

BUTTON STYLE:

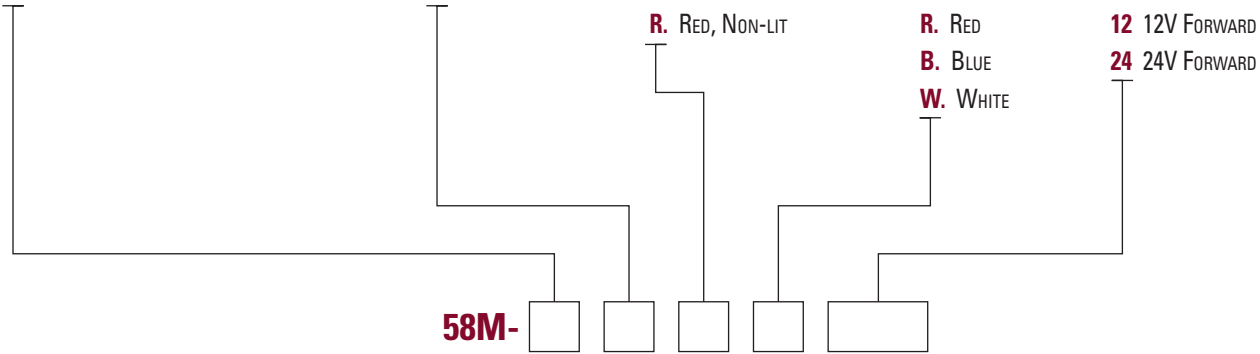
- 0.** NON-LIT
- 2.** RING ILLUMINATION
- R.** RED, NON-LIT

LED COLOR:

- N.** NONE
- G.** GREEN
- R.** RED
- B.** BLUE
- W.** WHITE

VOLTAGE RESISTOR

- If BLANK *
- 05** 5V FORWARD
- 12** 12V FORWARD
- 24** 24V FORWARD

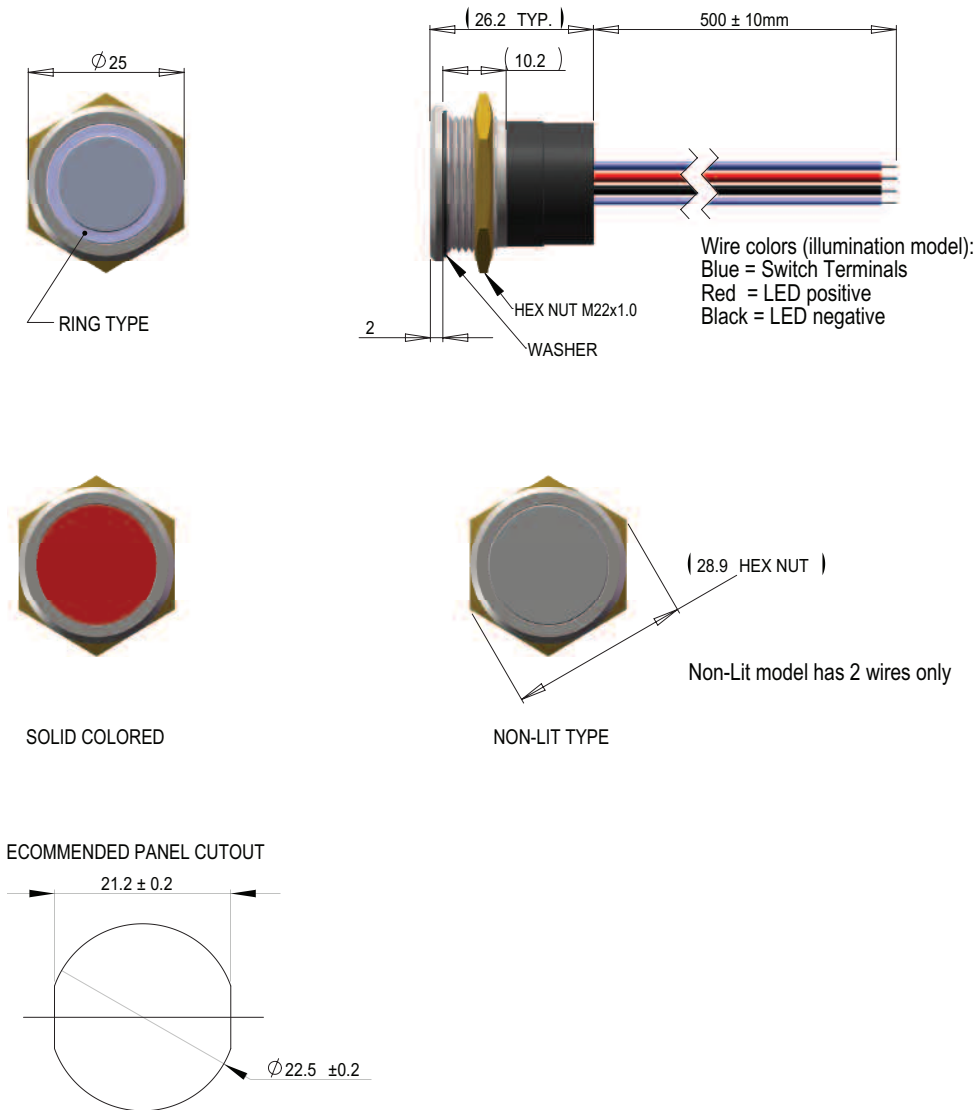


STANDARDS / AGENCY / RATINGS:



* Current limiting resistor is required to limit LED forward current to 20 mA (not included).

PRODUCT DRAWINGS



PANEL MOUNTING AND CONSTRUCTION INFORMATION

The series 58M mounts easily into panels of minimum 0.50" (1.3 mm) and maximum 0.150" (3.8 mm) thickness. Front panel sealing to IP67 is achieved by a sealing o-ring fitted to the body of the switch before it is inserted into the panel hole cut-out. It is held onto the panel by means of a brass hex nut tightened down to a torque of 10 inch pounds to achieve the correct sealing pressure.

MECHANICAL / ELECTRICAL CHARACTERISTICS:

- Circuit:**
SPST-NO-DB (Form X)
- Button travel (nominal):**
0.09 inches / 2.3 mm
- Operating force (nominal):**
3N / 306 grams
- Contact bounce (nominal):**
1 millisecond
- Panel thickness:**
0.50" – 0.150" (1.3 – 3.8mm)
- Temperature index:**
-40°C to +85°C
- Torque (max):**
10 inch pounds
- LED operating temperature:**
-13° F to +185° F /
-25° C to +85° C
- Current ratings (resistive):**
250mA @ 12VDC, 100K cycles
150mA @ 28VDC, 150K cycles (momentary)
100mA @ 48VDC, 100K cycles
10mA @ 12VDC, 1 million cycles (momentary)

ELECTRO-MECHANICAL

- Dielectric strength:**
1,000 VAC
- Insulation resistance:**
1 GΩ
- Contact resistance:**